



# 2019 EVALUATION FORM

UPDATED: NOVEMBER 6, 2019



## Rock'er

The Rock'er features a built in rocking base that provides a soothing back and forth motion. Users have the option to rock away, or "lock the rock" to set the chair in a specific tilted position. Featuring our patented deep "V" design and systematic foam construction, The Rock'er provides the ultimate in support and comfort.

Shown with: Feeding/Activity Tray, Pelvic Belt, Occipital Headrest and our Powder-Coated Pushbar in Shore - Lily Pad Fabric.



## Roll'er

The Roll'er is ideal for going from room-to-room in therapy settings, at school or at home. With upright positioning and our patented deep "V" foam design, the Roll'er keeps users secure and positioned for maximum engagement and participation. The Roll'er comes standard with a supportive wooden base that allows for accessories such as our Feeding/Activity Tray and Push Bar to be added.

Please note, both Rock'er and Roll'er models come standard with our Multi-Purpose Ottoman

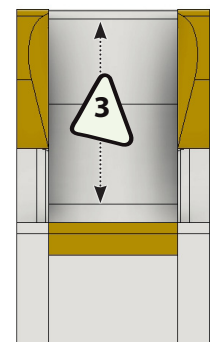
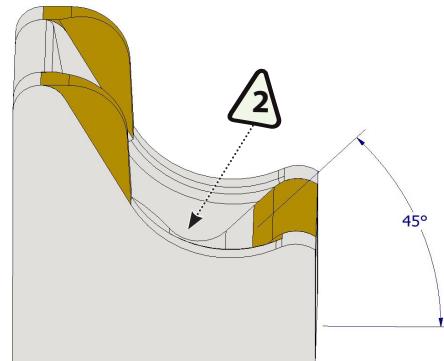
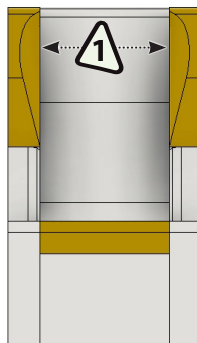
## Sizing and Dimensions:

### Recommended User Size Ranges

Chill-Out Chair Size	Height Range (inches)	Height Range (cm)	Weight Range (lbs)	Weight Range (kg)
Extra Small	27" - 42"	69 - 107	15 - 45	7 - 20
Small	40" - 52"	102 - 132	30 - 80	14 - 36
Medium	50" - 62"	127 - 157	55 - 120	25 - 54
Narrow Large	60" - 68"	152 - 173	70 - 155	32 - 70
Large	60" - 68"	152 - 173	90 - 175	41 - 79
Extra-Wide Large	60" - 68"	152 - 173	175 - 300	79 - 136

### Chill-Out Chair Dimensions

Chill-Out Chair Size	Overall Length (A)	Overall Height (B)	Overall Width (C)	Seat Width (#1)	Seat Depth (#2)	Seat Height (#3)	Rock'er Weight ***	Roll'er Weight ***
Extra Small	23"	26"	19"	10"	10"	19"	19lbs	28lbs
Small	26"	32"	19"	12"	12"	23"	21lbs	30lbs
Medium	30"	35"	21"	14"	14"	28"	26lbs	37lbs
Narrow Large	36"	41"	22"	14"	16"	34"	33lbs	42lbs
Large	36"	41"	24"	16"	16"	34"	36lbs	46lbs
Extra Wide Large	36"	46"	31"	21"	17"	34"	46lbs	56lbs



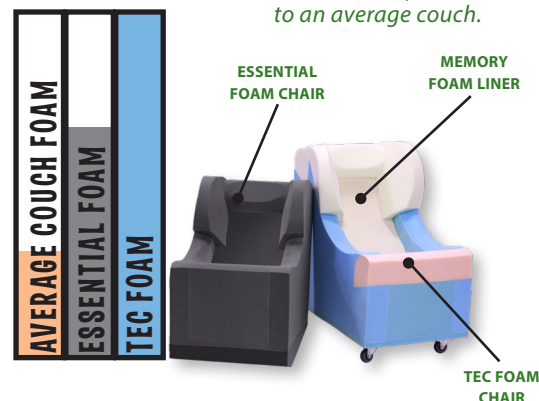
# Model and Option Selection:

Essential Foam	Comfort Package for Essential Foam	TEC Foam (Therapists'/Educators Choice)
Essential Foam Package is made of one density to offer great comfort and support for those 100lbs or less.	These soft foams offer cozy comfort for the head, knees and sides of the body, helping reduce stress for better circulation. <small>The Luxury Comfort Package comes standard with any TEC Foam purchase.</small>	TEC Foam provides soft comfort, firm support and best durability at all weights. The TEC Foam Package features memory foam in areas of high-friction (under the knees and head cradle) to increase comfort and eliminate pressure points.
Standard One-Year Warranty	Standard One-Year Warranty	Standard Three-Year Warranty

## Roll'er Options (circle selection)

	XS	SML	MED	NLRG	LRG	EW-LRG
Essential Foam	\$1,334.00	\$1,503.00	\$1,769.00	\$1,878.00	\$1,938.00	N/A
Essential with Comfort Package	\$1,488.00	\$1,715.00	\$1,981.00	\$2,148.00	\$2,209.00	N/A
TEC Foam Package	\$1,755.00	\$1,937.00	\$2,203.00	\$2,433.00	\$2,488.00	\$2,738.00

To simplify things, we have created a basic chart that showcases our foam in comparison to an average couch.



## Rock'er Options (circle selection)

	XS	SML	MED	NLRG	LRG	EW-LRG
Essential Foam	\$1,135.00	\$1,249.00	\$1,521.00	\$1,636.00	\$1,678.00	N/A
Essential with Comfort Package	\$1,289.00	\$1,461.00	\$1,733.00	\$1,906.00	\$1,949.00	N/A
TEC Foam Package	\$1,556.00	\$1,683.00	\$1,955.00	\$2,191.00	\$2,228.00	\$2,438.00

# Cover Fabric Selection:

## Aloha!/ Sunshine Series

CRYPTON

sunbrella


## Breeze Series

## Sand Series

## Shore Series



ALOHA!-BLUE JAY



ALOHA!-DEEP TEAL



ALOHA!-ONYX



SUNSHINE-DENIM




SUNSHINE-LINEN



BREEZE-FUCHSIA



BREEZE-CAPITOL BLUE



BREEZE-PLUM



BREEZE-DEEP SEA



BREEZE-MINERAL



SAND-CHERRY BERRY



SAND-STEEL



SAND-RADIANT PINK



SAND-AIR



SAND-COFFEE



SHORE-PACIFIC BLUE



SHORE-EARTH



SHORE-LILLY PAD



SHORE-STORM



SHORE-GRAPE



SHORE-WHITE



SHORE-GREY



SHORE-RUST



SHORE-SANDSTONE



SHORE-BLACK



SHORE-TAUPE

- ☐ Extra Small (\$664.00)
- ☐ Small (\$664.00)
- ☐ Medium (\$749.00)
- ☐ Narrow Large (\$833.00)
- ☐ Large (\$833.00)
- ☐ Extra Wide Large (\$898.00)

- ☐ Extra Small (\$519.00)
- ☐ Small (\$519.00)
- ☐ Medium (\$567.00)
- ☐ Narrow Large (\$615.00)
- ☐ Large (\$615.00)
- ☐ Extra Wide Large (\$675.00)

- ☐ Extra Small (\$519.00)
- ☐ Small (\$519.00)
- ☐ Medium (\$567.00)
- ☐ Narrow Large (\$615.00)
- ☐ Large (\$615.00)
- ☐ Extra Wide Large (\$675.00)

- ☐ Extra Small (\$519.00)
- ☐ Small (\$519.00)
- ☐ Medium (\$567.00)
- ☐ Narrow Large (\$615.00)
- ☐ Large (\$615.00)
- ☐ Extra Wide Large (\$675.00)

- ☐ Extra Small (\$519.00)
- ☐ Small (\$519.00)
- ☐ Medium (\$567.00)
- ☐ Narrow Large (\$615.00)
- ☐ Large (\$615.00)
- ☐ Extra Wide Large (\$675.00)

PAGE SUB-TOTAL



# Accessories:

## MedBloc Liner

Heat-sealed liner that prevents moisture seepage and protects the hygienic integrity of the foam.

**Durable, lightweight & washable!**



- ☐ XS/SML/MED (\$245.00)  
☐ NLRG/LRG/EW-LRG (\$285.00)

## Feeding/Activity Tray

Perfect for feeding, play or communication, the Feeding and Activity Tray is the ideal accessory to assist with individual development.



ROLL'ER CHAIR ONLY

- ☐ (\$615.00)

## Adjustable Occipital Headrest

Provides targeted support for the neck and head, and can be adjusted on-the-fly to grow along with the person using the chair.



- ☐ Standard Foam (\$300.00)  
☐ Memory Foam (\$350.00)

## 3-Point Pelvic Positioning Belt

Our 3-Point Padded Pelvic Positioning Belt is great for when the Chill-Out Chair's built-inommel is inadequate for pelvic stabilization.



- ☐ (\$410.00)

## Powder-Coated Pushbar

Our Powder-Coated Pushbar makes moving the Roll'er Chair from room-to-room effortless, resulting in less transfers in-and-out of the chair.

*Please see pg.3 to add a custom color to your Powder-Coated Pushbar.*



ROLL'ER CHAIR ONLY

- ☐ Standard Black (\$220.00)

## 3-Piece Foam Positioning Aids

Increase support with our foam positioning aids. They can tuck underneath the cover with the chair's existing foam or can be used on top of the chair for multi-use settings.



- ☐ Standard Positioning Aids (\$235.00)  
☐ (A) Add Lumbar Cushion (\$180.00)

## Simulated Lamb's Wool Cover

Our Simulated Lamb's Wool Cover wicks away moisture and responds to fluctuating body temperature. This soft cover helps to evenly distribute pressure while providing the user with additional comfort.



- ☐ (\$275.00)

## Rocking Base for Roll'er Chair

Turn your Roll'er model into a Rocker! Roll the Roll'er model onto the track for back-and-forth tilting motion or to add fixed tilt to the chair.

*Please note, the Rocking Base includes our Ottoman Support Kit (see pg.3)*

**\*Not Available in Small, Extra Small or Extra Wide Large.**



ROLL'ER CHAIR ONLY

- ☐ (\$768.00)

## Removable All-Terrain Wheel Kit

Bring your Chill-Out Chair out on the patio, along for camping trips or anywhere life takes you! Navigate bumpy terrain, absorb vibration and provide increased traction.



ROLL'ER CHAIR ONLY

- ☐ SML (\$935.00)  
☐ MED (\$1,020.00)

## Ottoman Support Kit

Our ottoman support kit with multi height ottoman keeps the ottoman off the ground and allows you to roll your chill out chair with the ottoman in place.



ROLL'ER CHAIR ONLY

- ☐ (\$169.00)

## Activity Wedge with Headrest

Encourage an upright position with our NEW Activity Wedge. Standard with our Adjustable Occipital Headrest (B) and replaces the standard fixed headrest on all Chill-Out Chairs.



- ☐ (\$530.00)

## Accessories Sleeve Pocket

Store your portable electronics, adaptive communication devices, and video players right with your chair.

**Always have them at hand!**



- ☐ (\$66.00)

**PAGE SUB-TOTAL**

## Accessories:

<b>Memory Foam</b>	\$160.00	<input type="checkbox"/>
<b>Custom Laser Engraving</b> <small>Must supply 9" x 4" artwork in .EPS format.</small>	\$150.00	<input type="checkbox"/>
<b>Crypton Cleaner</b> <input type="checkbox"/> Grease/Oil <input type="checkbox"/> Food/Drink <input type="checkbox"/> Deodorizer	\$45.00	<input type="checkbox"/>
<b>Upholstered Feeding/Activity Tray Inserts</b> <input type="checkbox"/> Half-Insert <input type="checkbox"/> Full-Insert <input type="checkbox"/> Under-Tray Insert	\$176.00 (full) \$154.00 (half)	<input type="checkbox"/>
<b>Transport Covers (All Sizes)</b>	\$340.00	<input type="checkbox"/>
<b>Custom Color for Powder-Coated Pushbar</b> <input type="checkbox"/> Candy Blue <input type="checkbox"/> Orange <input type="checkbox"/> Purple	\$80.00	<input type="checkbox"/>

## Foam Warranty:

Warranty Package	Essential Foam	TEC Foam
<b>ADDITIONAL One Year Warranty</b>	<input type="checkbox"/> \$100.00	<input type="checkbox"/> \$100.00
<b>ADDITIONAL Three Year Warranty</b>	<input type="checkbox"/> \$250.00	<input type="checkbox"/> \$250.00
<b>LIFETIME Warranty</b>	N/A	<input type="checkbox"/> \$400.00

## Customizations:

		Total - Page 1	
		Total - Page 2	
		Total - Page 3	
		<b>SUB-TOTAL</b>	
		Additional Freight	
		Tax 1	
		Tax 2	
		Other	
		<b>TOTAL</b>	

## User Information:

User Name: \_\_\_\_\_  
 Date of Birth: MONTH \_\_\_\_\_ /DAY \_\_\_\_\_ /YEAR \_\_\_\_\_  
 Height: \_\_\_\_\_ INCHES \_\_\_\_\_ CM Weight: \_\_\_\_\_ LBS \_\_\_\_\_ KG  
 Shoulder Width: \_\_\_\_\_ INCHES \_\_\_\_\_ CM Hip Width: \_\_\_\_\_ INCHES \_\_\_\_\_ CM  
 Diagnosis: \_\_\_\_\_  
 Purchaser Name: \_\_\_\_\_  
 Phone: \_\_\_\_\_  
 Email: \_\_\_\_\_  
 Address: \_\_\_\_\_  
 Prov/State: \_\_\_\_\_ City: \_\_\_\_\_  
 Postal/Zip Code: \_\_\_\_\_

## Order Information:

Order Date: \_\_\_\_\_ Quote Date: \_\_\_\_\_  
 Chill-Out Representative: \_\_\_\_\_  
 Payment Terms: \_\_\_\_\_  
 CREDIT CARD (CHECK ONE) ☐ Visa ☐ MasterCard Exp. Date: \_\_\_\_  
 Card Number: \_\_\_\_\_  
 Name On Card: \_\_\_\_\_  
 Shipping Address: \_\_\_\_\_  
 Prov/State: \_\_\_\_\_ City: \_\_\_\_\_  
 Postal/Zip Code: \_\_\_\_\_ Federal ID/SS#: \_\_\_\_\_  
 Ship-To Name: \_\_\_\_\_ Ship-To Phone: \_\_\_\_\_

## Terms & Conditions:

*Prices and fabric colors are subject to change without notice. Prepaid or net 30 days O.A.C. All taxes extra. Freight extra. Manufacturer reserves the right to change prices, colors, features, dates, locations and products without notice. Residential delivery charge may apply. Duty and brokerage included where applicable.*

### CUSTOMER SIGNATURE

## Photo Release:

*I hereby give permission to Freedom Concepts Inc. to use photographs of me or my child for the sole purpose of the company's promotional use, and will not be distributed to third parties.* ☐ YES ☐ NO

*I would like to receive regular updates.* ☐ SNAIL MAIL ☐ EMAIL ☐ NO

### SIGNATURE OF OCCUPANT/PARENT

## Privacy Policy:

*Freedom Concepts Inc. collects, uses and discloses personal information of the Customer and/or Rider to properly assemble and manufacture the mobility device and may contact the Rider's therapist for additional personal information to assist with this process. The collection, use and disclosure of the personal information of the Customer and/or the Rider is governed by any consent which may, from time to time, be provided, and by the Freedom Concepts Inc. Privacy Policy which is available on our website [www.freedomconcepts.com](http://www.freedomconcepts.com) or by contacting our office. By signing below, you hereby warrant that you have the authority to bind the Rider and hereby authorize the collection, use, and disclosure of personal information as herein provided and in accordance with the Freedom Concepts Inc. Privacy Policy.*